

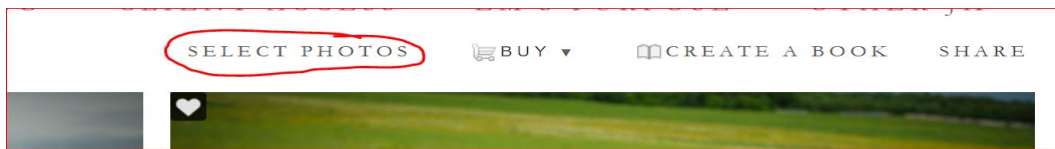
How to Download your Photos

Go through the following steps to download your photos from your gallery via a computer

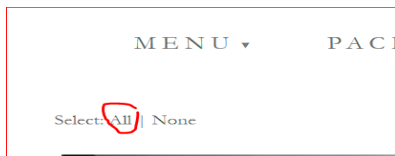
- First, click the link JK Photography 413 sent you
- This will take you to your online gallery with all of your photos
- Next, Click on your newest folder



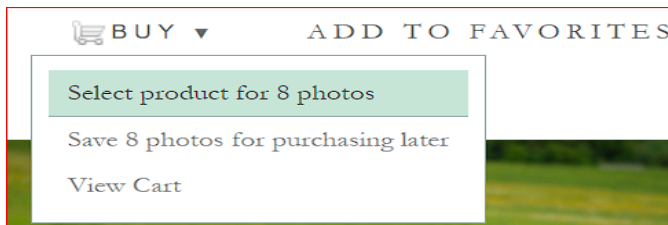
- Then, go to the top right corner and “Select Photos”



- Next, on the top left corner, select “All” (this will select all your photos)



- Follow that with, pressing the arrow next to “Buy” and select “Select product for # photos”

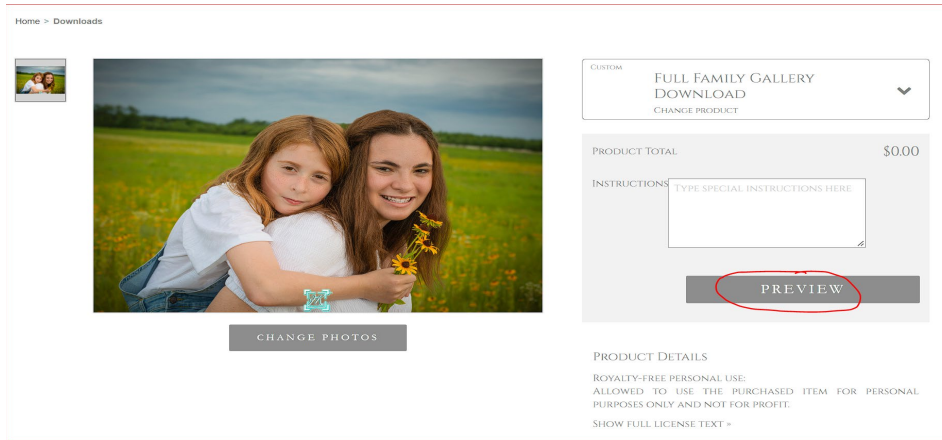


- On the Shop screen, go to “Downloads” and click on the “Full Family Gallery Download”

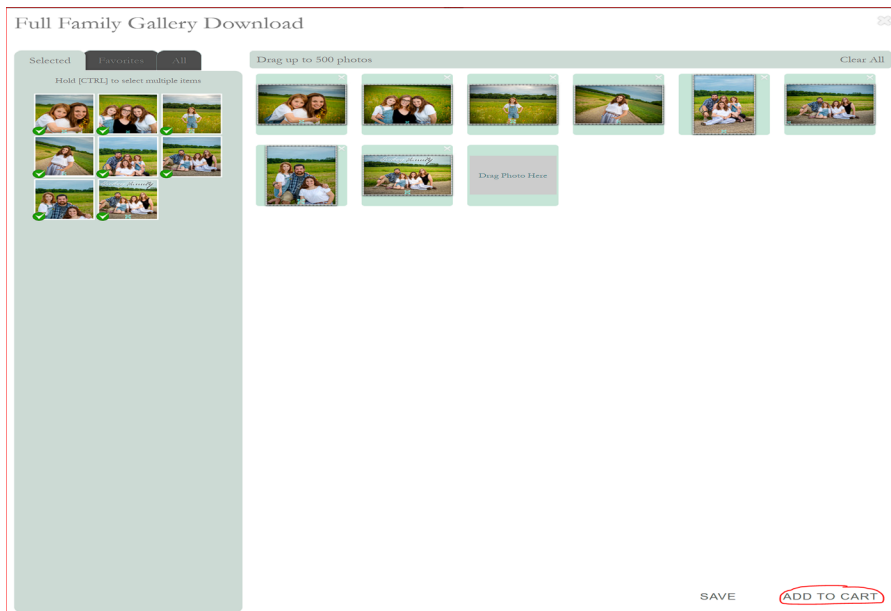
How to Download your Photos



- On the “Downloads” screen click the “Preview” Icon

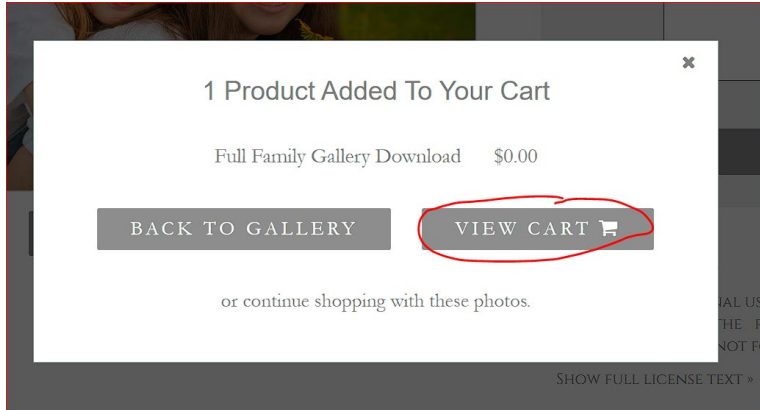


- After that, you will be taken to the “Full Family Gallery Download” Page. Here click “Add to Cart”

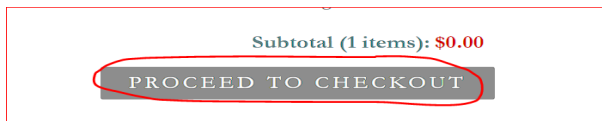


- Then Click “View Car” on the Cart window that appears

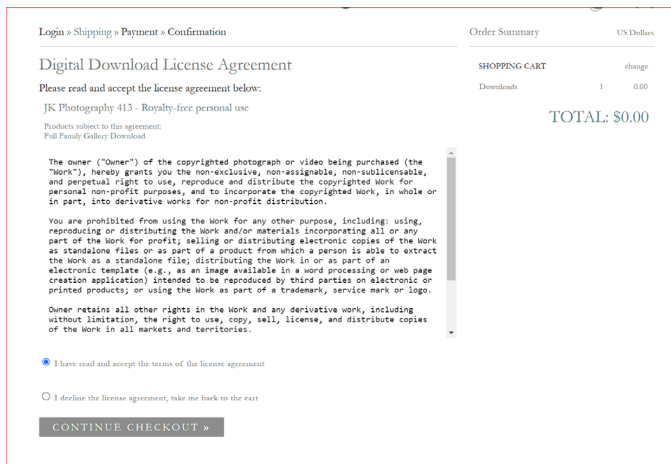
How to Download your Photos



- Then click “Proceed to Checkout”



- It will ask you to either Register or Sign In if you already have a Zenfolio Account
- Next, you will see our Digital Download License Agreement You can either Accept or Decline (You will not be able to download your photos if you press Decline)



- Continue to the Confirmation screen and fill in your information and then click “Continue to Checkout”

How to Download your Photos

Login » Shipping » Payment » Confirmation

Enter your information

Full Name
Jeremy Hickey

Company
JK Photography

Country
United States

City
Springfield

State
IL

ZIP Code
62707

Phone Number
2174131328

Email Receipt to
itnerd.3@gmail.com

CONTINUE CHECKOUT »

- Next, click "Place Order"

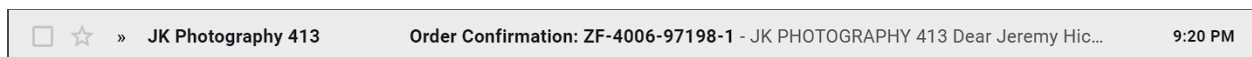
SOLD TO change

Jeremy Hickey
JK Photography
Springfield, IL 62707
217-413-1328
itnerd.3@gmail.com

Clicking the "Place Order" button will place your order

« BACK TO CART **PLACE ORDER »**

- Lastly, they will email the digital downloads to the email address you provided on your Confirmation screen. Go to your email and you will see the following email (If you don't, please check your "Spam" folder). Open your email from JK Photography 413.



- Then, click the "Download Page" on your receipt

How to Download your Photos

Dear Jeremy Hickey,

Thank you for your order!

You can check the status of your order at any time by following this link to [your orders](#). You will receive another email confirmation when your order ships.

Please keep these transaction details for your records:

14-Aug-2022 21:20

Order ZF-4006-97198-1 - JK Photography 413

The digital products will be available from the [Download Page](#) for 30 days after the order is approved. You will receive another email when your download is ready.

Products	Quantity	Item Total
Full Family Gallery Download	1	0.00
Sales Tax (Springfield, IL 62707 - 9.75%)		0.00
Order Total		\$0.00

Sold to:

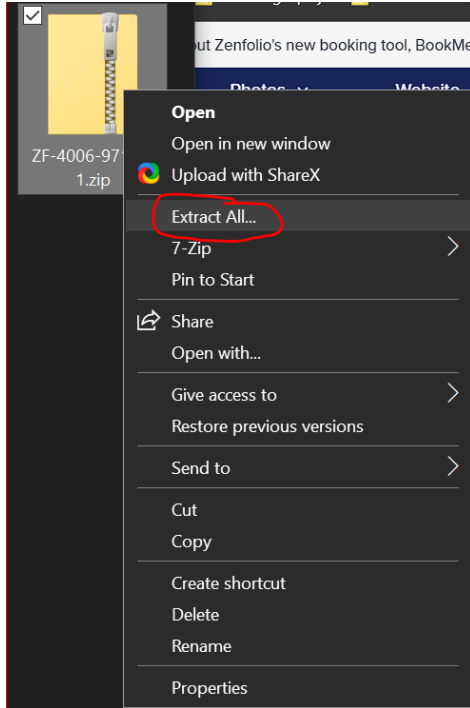
Jeremy Hickey
JK Photography
Springfield, IL 62707
217-413-1328
itnerd.3@gmail.com

Please contact jkphotography413@gmail.com if you have any questions (please include your name and order number in the email subject line).

Sincerely,
JK PHOTOGRAPHY 413

- Lastly, Click “Download All Purchased Items” and Save them to your computer
- It will save your photos in a .zip file (Follow the next steps to unzip your file)
 - 1st Go to your zipped folder
 - 2nd Right click on the Folder, and select “Extract All”

How to Download your Photos



- Lastly, extract your Extracted folder to the same location and then press “Extract”
- Your folder will then be extracted to the folder your chose, go to the folder, and open it.

Inside your Downloaded Folder you will see all your photos along with the Contract for your Digital download

ENJOY!! PLEASE COME AND SEE US AGAIN